



PRODUCT SUMMARY

DATARACK floor standing rack are specially designed for networking / server / audio video /data center and telecom applications. DATARACK are made of cold-rolled steel sheet and proceeded with Laser cutting, CNC bending, welding, and powder coated to meet industrial ISO 9001-2015 and 14001-2015 standards. All product manufactured by DATARACK conforms to standards. DATARACK floor standing steel racks are in welded or CKD construction with 4 pillars. Top and bottom welded, ribbed, and provided with reinforced frames and supported by 6nos. of depth channels s for extra rigidity.

DATARACK Floor standing steel racks are having ventilated top and bottom cover with cut-out for cable access, Provision for Fans, and fan tray mounting. Front single or dual doors, glass/Vented/Plain/Perforated (Round/Convex) with single- or 3-point locks. Rear single/dual door with vented/perforated/plain with single- or 3-point locks. Side panels partially vented/plain. Racks with 4 nos. of heavy-duty caster wheels (2 with brake and 2 nos. without brake) / adjustable legs/plinth. Racks are available from 18U - 48U Variants with 600 & 800mm width and 600, 800, 1000 & 1200mm depth

Note:

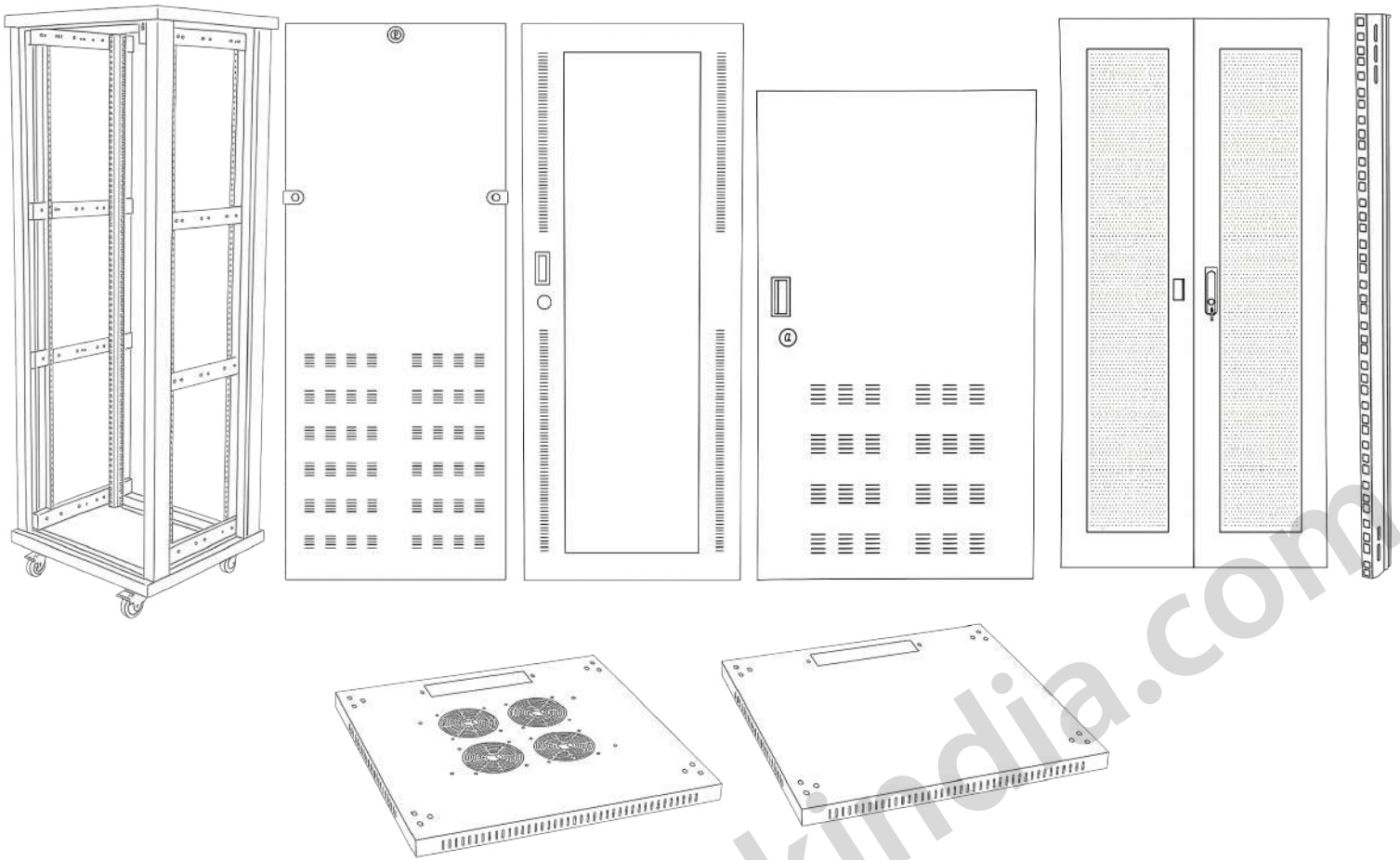
- We can make customized requirements and other models on request
- 1U = 44.45mm

PRODUCT FEATURES

- Conforms to DIN 41494 OR equivalent ISO Standards
- Adjustable 19" equipment mounting verticals provide better mounting flexibility and maximizes the usable mounting space
- Depth adjustable mounting slots
- Precision engineering capabilities and best efficient software configuration product technology provide the best product quality and fastest delivery in the industry
- Top and bottom Panel with ventilation and cable entry provision
- Provision to mount cooling fans on the top panel
- Powder coated finish
- 100% assured compatibility with all equipment conforming to DIN 41494 (General industrial standard for equipment)

OPTIONAL ACCESSORIES

- Cooling Fans
- Power Distribution Units
- 1U Cable Manager MS or PVC
- Cantilever Tray / Shelf Tray
- Mounting Hardware
- Stationery Shelf Tray
- Key Board Tray
- Earthing Kit
- Temperature sensor
- Support Angle
- Digital Lock
- Base Plinth
- Led Light
- Vertical Cable Manager



TECHNICAL SPECIFICATION

Rack Standard	Conform to DIN 41494 or equivalent standard
Construction	Welded or CKD (Knockdown)
Front Door	Lockable front toughened Glass Door / Perforated / Split Dual
Rear Door	Lockable Rear Door / Perforated / Split Dual
Side Panel	Vented with slam latches and lock provision.
Wheel	Castor Wheels (Breaks - without Breaks)
Basic Frame	Mild Steel
Equipment Mounting	DIN Std 10mm sq slots
Mounting Angle	19" Mounting angle made of formed steel 2mm thickness
Standard Finish	Powder coated
Top and Bottom Cover	Welded to Frame or CKD, vented and cable entry provision
Standard Color	Grey, off white and black
Load Capacity	500-1200 Kg (Customized as per load capacity)

FLOOR STANDING NETWORKING & SERVER RACKS PART CODE & DIMENSIONS

PART CODE	TOTAL HEIGHT IN MM (H)	USABLE HEIGHT (H)	TOTAL WIDTH IN MM (W)	USABLE WIDTH IN INCHES (W)	TOTAL DEPTH IN MM (D)	USABLE DEPTH IN MM (D)
DRT-SS-6010-18U	880	18U	600	19"	1000	920
DRT-SS-6010-22U	1060	22U	600	19"	1000	920
DRT-SS-6010-24U	1166	24U	600	19"	1000	920
DRT-SS-6010-27U	1300	27U	600	19"	1000	920
DRT-SS-6010-32U	1525	32U	600	19"	1000	920
DRT-SS-6010-36U	1685	36U	600	19"	1000	920
DRT-SS-6010-42U	1960	42U	600	19"	1000	920
DRT-SS-6010-45U	2100	45U	600	19"	1000	920
DRT-SS-6010-48U	2220	48U	600	19"	1000	920



PRODUCT SUMMARY

DATARACK floor standing rack are specially designed for networking / server / audio video /data center and telecom applications. DATARACK are made of cold-rolled steel sheet and proceeded with Laser cutting, CNC bending, welding, and powder coated to meet industrial, ISO 9001-2015 and 14001-2015 standards. All product manufactured by DATARACK conforms to standards. DATARACK floor standing steel racks are in welded or CKD construction with 4 pillars. Top and bottom welded, ribbed, and provided with reinforced frames and supported by 6nos. of depth channels s for extra rigidity.

DATARACK Floor standing steel racks are having ventilated top and bottom cover with cut-out for cable access. Provision for Fans, and fan tray mounting. Front single or dual doors, glass/Vented/Plain/Perforated (Round/Convex) with single- or 3-point locks, Rear single/dual door with vented/perforated/plain with single- or 3-point locks. Side panels partially vented/plain. Racks with 4 nos. of heavy-duty caster wheels (2 with brake and 2 nos. without brake) / adjustable legs/plinth. Racks are available from 18U - 48U Variants with 600 & 800mm width and 600, 800, 1000 & 1200mm depth

Note:

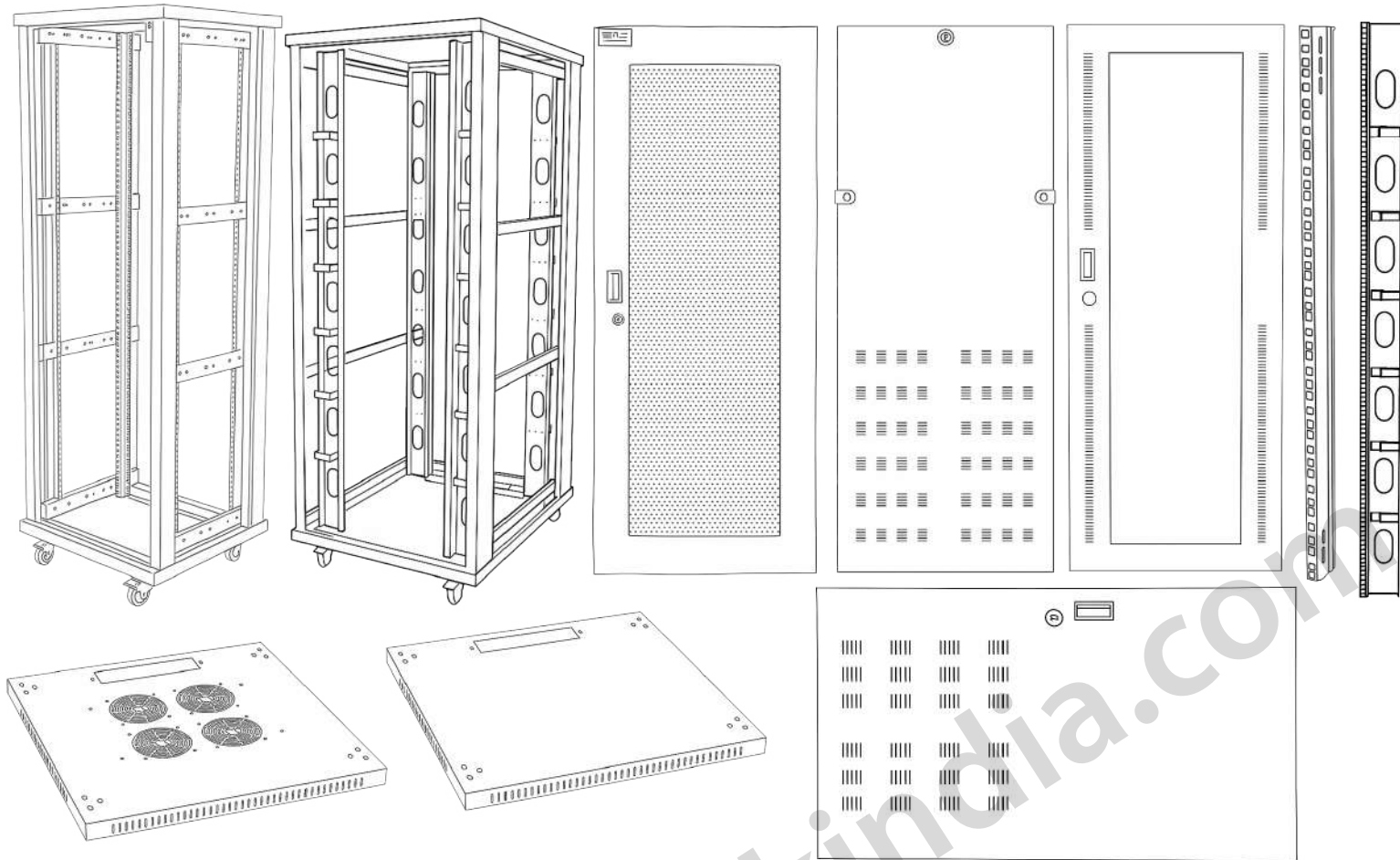
- We can make customized requirements and other models on request
- 1U = 44.45mm

PRODUCT FEATURES

- Conforms to DIN 41494 OR equivalent ISO Standards
- Adjustable 19" equipment mounting verticals provide better mounting flexibility and maximizes the usable mounting space
- Depth adjustable mounting slots
- Precision engineering capabilities and best efficient software configuration product technology provide the best product quality and fastest delivery in the industry
- Top and bottom Panel with ventilation and cable entry provision
- Provision to mount cooling fans on the top panel
- Powder coated finish
- 100% assured compatibility with all equipment conforming to DIN 41494 (General industrial standard for equipment)

OPTIONAL ACCESSORIES

- Cooling Fans
- Power Distribution Units
- 1U Cable Manager MS or PVC
- Cantilever Tray / Shelf Tray
- Mounting Hardware
- Stationery Shelf Tray
- Key Board Tray
- Earthing Kit
- Temperature sensor
- Support Angle
- Digital Lock
- Base Plinth
- Led Light
- Vertical Cable Manager



TECHNICAL SPECIFICATION

Rack Standard	Conform to DIN 41494 or equivalent standard
Construction	Welded or CKD (Knockdown)
Front Door	Lockable front toughened Glass Door / Perforated / Split Dual
Rear Door	Lockable Rear Door / Perforated / Split Dual
Side Panel	Vented with slam latches and lock provision.
Wheel	Castor Wheels (Breaks • without Breaks)
Basic Frame	Mild Steel
Equipment Mounting	DIN Std 10mm sq slots
Mounting Angle	19" Mounting angle made of formed steel 2mm thickness
Standard Finish	Powder coated
Top and Bottom Cover	Welded to Frame or CKD, vented and cable entry provision
Standard Color	Grey, off white and black
Load Capacity	500-1200 Kg (Customized as per load capacity)

**FLOOR STANDING NETWORKING & SERVER RACKS
PART CODE & DIMENSIONS**

PART CODE	TOTAL HEIGHT IN MM (H)	USABLE HEIGHT (H)	TOTAL WIDTH IN MM (W)	USABLE WIDTH IN INCHES (W)	TOTAL DEPTH IN MM (D)	USABLE DEPTH IN MM (D)
DRT-SS-6012-42U	1960	42U	600	19"	1200	1120
DRT-SS-6012-45U	1960	45U	600	19"	1200	1120
DRT-SS-6012-48U	2220	48U	600	19"	1200	1120
DRT-SS-8012-42U	1960	42U	800	19"	1200	1120
DRT-SS-8012-45U	1960	45U	800	19"	1200	1120
DRT-SS-8012-48U	2220	48U	800	19"	1200	1120



PRODUCT SUMMARY

DATARACK floor standing rack are specially designed for networking / server / audio video /data center and telecom applications. DATARACK are made of cold-rolled steel sheet and proceeded with Laser cutting, CNC bending, welding, and powder coated to meet industrial, ISO 9001-2015 and 14001-2015 standards. All product manufactured by DATARACK conforms to standards. DATARACK floor standing steel racks are in welded or CKD construction with 4 pillars. Top and bottom welded, ribbed, and provided with reinforced frames and supported by 6nos. of depth channels s for extra rigidity.

DATARACK Floor standing steel racks are having ventilated top and bottom cover with cut-out for cable access, Provision for Fans, and fan tray mounting. Front single or dual doors, glass/Vented/Plain/Perforated (Round/Convex) with single- or 3-point locks. Rear single/dual door with vented/perforated/plain with single- or 3-point locks. Side panels partially vented/plain. Racks with 4 nos. of heavy-duty caster wheels (2 with brake and 2 nos. without brake) / adjustable legs/plinth. Racks are available from 18U - 48U Variants with 600 & 800mm width and 600, 800, 1000 & 1200mm depth

Note:

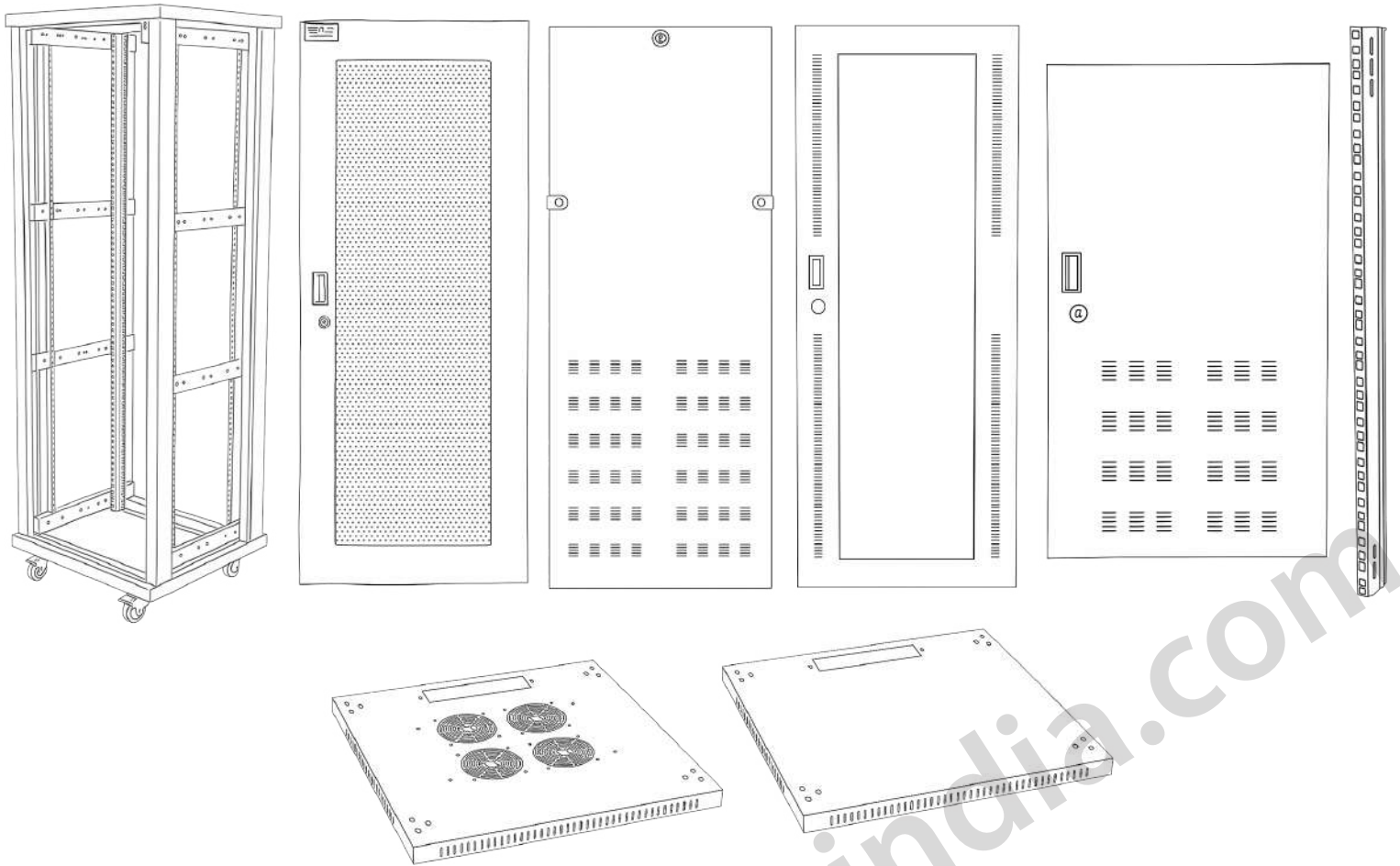
- We can make customized requirements and other models on request
- 1U = 44.45mm

PRODUCT FEATURES

- Conforms to DIN 41494 OR equivalent ISO Standards
- Adjustable 19" equipment mounting verticals provide better mounting flexibility and maximizes the usable mounting space
- Depth adjustable mounting slots
- Precision engineering capabilities and best efficient software configuration product technology provide the best product quality and fastest delivery in the industry
- Top and bottom Panel with ventilation and cable entry provision
- Provision to mount cooling fans on the top panel
- Powder coated finish
- 100% assured compatibility with all equipment conforming to DIN 41494 (General industrial standard for equipment)

OPTIONAL ACCESSORIES

- Cooling Fans
- Power Distribution Units
- 1U Cable Manager MS or PVC
- Cantilever Tray / Shelf Tray
- Mounting Hardware
- Stationery Shelf Tray
- Key Board Tray
- Earthing Kit
- Temperature sensor
- Support Angle
- Digital Lock
- Base Plinth
- Led Light
- Vertical Cable Manager



TECHNICAL SPECIFICATION

Rack Standard	Conform to DIN 41494 or equivalent standard
Construction	Welded or CKD (Knockdown)
Front Door	Lockable front toughened Glass Door / Perforated / Split Dual
Rear Door	Lockable Rear Door / Perforated / Split Dual
Side Panel	Vented with slam latches and lock provision.
Wheel	Castor Wheels (Breaks - without Breaks)
Basic Frame	Mild Steel
Equipment Mounting	DIN Std 10mm sq slots
Mounting Angle	19" Mounting angle made of formed steel 2mm thickness
Standard Finish	Powder coated
Top and Bottom Cover	Welded to Frame or CKD, vented and cable entry provision
Standard Color	Grey, off white and black
Load Capacity	500-1200 Kg (Customized as per load capacity)

FLOOR STANDING NETWORKING & SERVER RACKS PART CODE & DIMENSIONS

PART CODE	TOTAL HEIGHT IN MM (H)	USABLE HEIGHT (H)	TOTAL WIDTH IN MM (W)	USABLE WIDTH IN INCHES (W)	TOTAL DEPTH IN MM (D)	USABLE DEPTH IN MM (D)
DRT-SS-6060-18U	880	18U	600	19"	600	520
DRT-SS-6060-22U	1060	22U	600	19"	600	520
DRT-SS-6060-24U	1166	24U	600	19"	600	520
DRT-SS-6060-27U	1300	27U	600	19"	600	520
DRT-SS-6060-32U	1525	32U	600	19"	600	520
DRT-SS-6060-36U	1685	36U	600	19"	600	520
DRT-SS-6060-42U	1960	42U	600	19"	600	520
DRT-SS-6060-45U	2100	45U	600	19"	600	520
DRT-SS-6060-48U	2220	48U	600	19"	600	520



PRODUCT SUMMARY

DATARACK floor standing rack are specially designed for networking / server / audio video /data center and telecom applications. DATARACK are made of cold-rolled steel sheet and proceeded with Laser cutting, CNC bending, welding, and powder coated to meet industrial, ISO 9001-2015 and 14001-2015 standards. All product manufactured by DATARACK conforms to standards. DATARACK floor standing steel racks are in welded or CKD construction with 4 pillars. Top and bottom welded, ribbed, and provided with reinforced frames and supported by 6nos. of depth channels s for extra rigidity.

DATARACK Floor standing steel racks are having ventilated top and bottom cover with cut-out for cable access, Provision for Fans, and fan tray mounting. Front single or dual doors, glass/Vented/Plain/Perforated (Round/Convex) with single- or 3-point locks, Rear single/dual door with vented/perforated/plain with single- or 3-point locks. Side panels partially vented/plain. Racks with 4 nos. of heavy-duty caster wheels (2 with brake and 2 nos. without brake) / adjustable legs/plinth. Racks are available from 18U - 48U Variants with 600 & 800mm width and 600, 800, 1000 & 1200mm depth

Note:

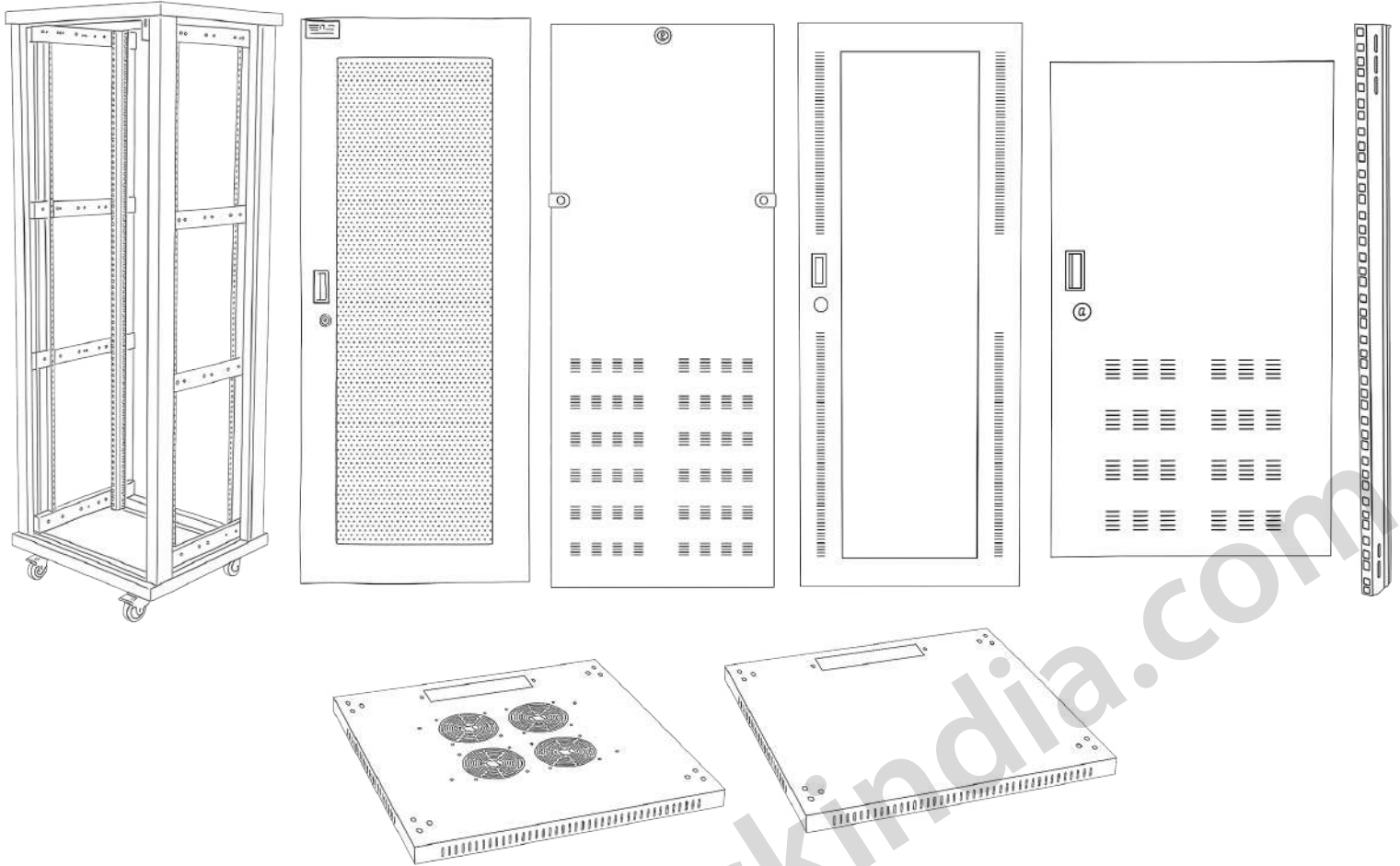
- We can make customized requirements and other models on request
- 1U = 44.45mm

PRODUCT FEATURES

- Conforms to DIN 41494 OR equivalent ISO Standards
- Adjustable 19" equipment mounting verticals provide better mounting flexibility and maximizes the usable mounting space
- Depth adjustable mounting slots
- Precision engineering capabilities and best efficient software configuration product technology provide the best product quality and fastest delivery in the industry
- Top and bottom Panel with ventilation and cable entry provision
- Provision to mount cooling fans on the top panel
- Powder coated finish
- 100% assured compatibility with all equipment conforming to DIN 41494 (General industrial standard for equipment)

OPTIONAL ACCESSORIES

- Cooling Fans
- Power Distribution Units
- 1U Cable Manager MS or PVC
- Cantilever Tray / Shelf Tray
- Mounting Hardware
- Stationery Shelf Tray
- Key Board Tray
- Earthing Kit
- Temperature sensor
- Support Angle
- Digital Lock
- Base Plinth
- Led Light
- Vertical Cable Manager



TECHNICAL SPECIFICATION

Rack Standard	Conform to DIN 41494 or equivalent standard
Construction	Welded or CKD (Knockdown)
Front Door	Lockable front toughened Glass Door / Perforated / Split Dual
Rear Door	Lockable Rear Door / Perforated / Split Dual
Side Panel	Vented with slam latches and lock provision.
Wheel	Castor Wheels (Breaks - without Breaks)
Basic Frame	Mild Steel
Equipment Mounting	DIN Std 10mm sq slots
Mounting Angle	19" Mounting angle made of formed steel 2mm thickness
Standard Finish	Powder coated
Top and Bottom Cover	Welded to Frame or CKD, vented and cable entry provision
Standard Color	Grey, off white and black
Load Capacity	500-1200 Kg (Customized as per load capacity)

FLOOR STANDING NETWORKING & SERVER RACKS PART CODE & DIMENSIONS

PART CODE	TOTAL HEIGHT IN MM (H)	USABLE HEIGHT (H)	TOTAL WIDTH IN MM (W)	USABLE WIDTH IN INCHES (W)	TOTAL DEPTH IN MM (D)	USABLE DEPTH IN MM (D)
DRT-SS-6080-22U	1060	22U	600	19"	800	720
DRT-SS-6080-24U	1166	24U	600	19"	800	720
DRT-SS-6080-27U	1300	27U	600	19"	800	720
DRT-SS-6080-32U	1525	32U	600	19"	800	720
DRT-SS-6080-36U	1685	36U	600	19"	800	720
DRT-SS-6080-42U	1960	42U	600	19"	800	720
DRT-SS-6080-45U	2100	45U	600	19"	800	720
DRT-SS-6080-48U	2220	48U	600	19"	800	720



PRODUCT SUMMARY

DATARACK floor standing rack are specially designed for networking / server / audio video /data center and telecom applications. DATARACK are made of cold-rolled steel sheet and proceeded with Laser cutting, CNC bending, welding, and powder coated to meet industrial, ISO 9001-2015 and 14001-2015 standards. All product manufactured by DATARACK conforms to standards. DATARACK floor standing steel racks are in welded or CKD construction with 4 pillars. Top and bottom welded, ribbed, and provided with reinforced frames and supported by 6nos. of depth channels s for extra rigidity.

DATARACK Floor standing steel racks are having ventilated top and bottom cover with cut-out for cable access, Provision for Fans, and fan tray mounting. Front single or dual doors, glass/Vented/Plain/Perforated (Round/Convex) with single- or 3-point locks, Rear single/dual door with vented/perforated/plain with single- or 3-point locks. Side panels partially vented/plain. Racks with 4 nos. of heavy-duty caster wheels (2 with brake and 2 nos. without brake) / adjustable legs/plinth. Racks are available from 18U - 48U Variants with 600 & 800mm width and 600, 800, 1000 & 1200mm depth

Note:

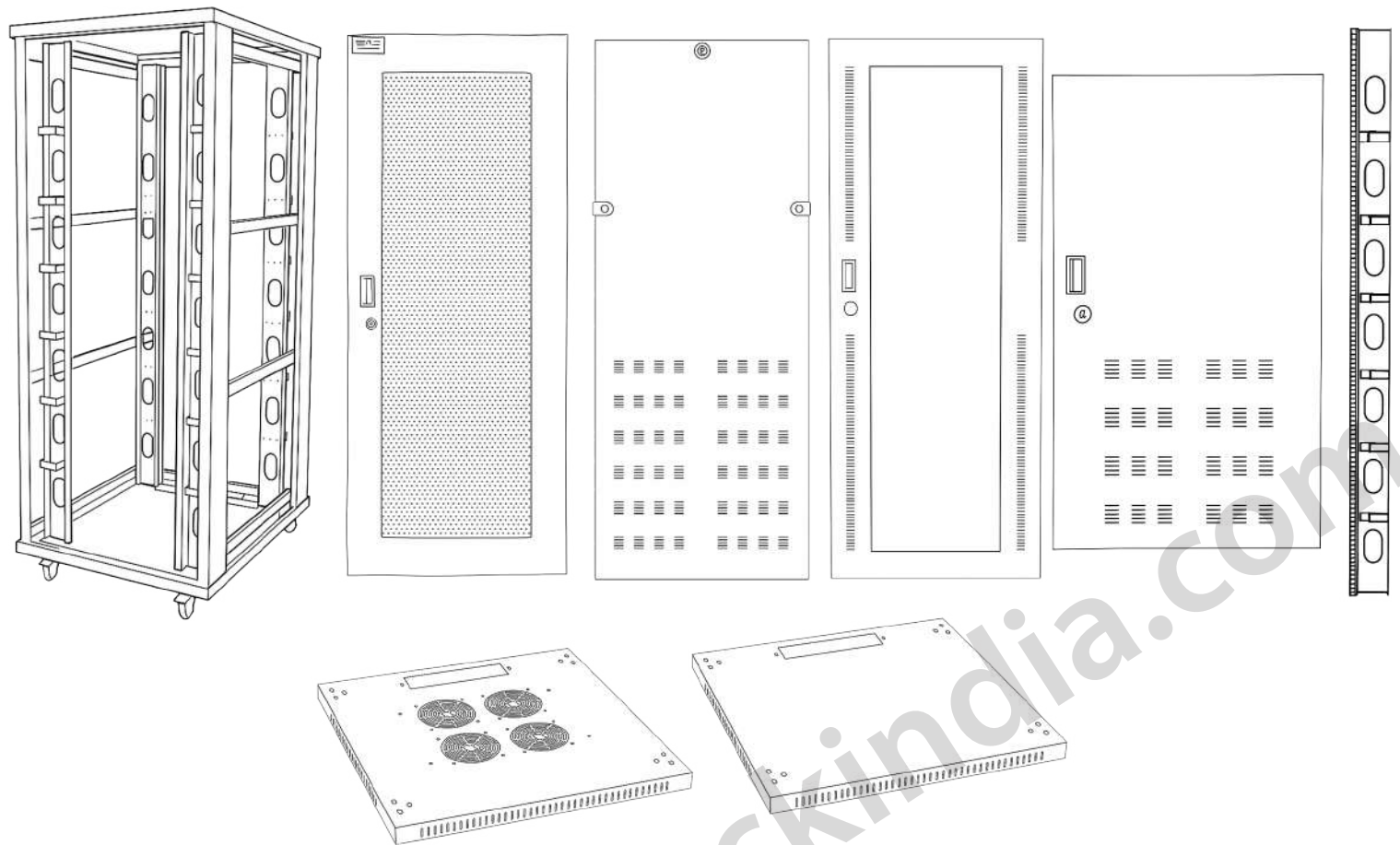
- We can make customized requirements and other models on request
- 1U = 44.45mm

PRODUCT FEATURES

- Conforms to DIN 41494 OR equivalent ISO Standards
- Adjustable 19" equipment mounting verticals provide better mounting flexibility and maximizes the usable mounting space
- Depth adjustable mounting slots
- Precision engineering capabilities and best efficient software configuration product technology provide the best product quality and fastest delivery in the industry
- Top and bottom Panel with ventilation and cable entry provision
- Provision to mount cooling fans on the top panel
- Powder coated finish
- 100% assured compatibility with all equipment conforming to DIN 41494 (General industrial standard for equipment)

OPTIONAL ACCESSORIES

- Cooling Fans
- Power Distribution Units
- 1U Cable Manager MS or PVC
- Cantilever Tray / Shelf Tray
- Mounting Hardware
- Stationery Shelf Tray
- Key Board Tray
- Earthing Kit
- Temperature sensor
- Support Angle
- Digital Lock
- Base Plinth
- Led Light
- Vertical Cable Manager



TECHNICAL SPECIFICATION

Rack Standard	Conform to DIN 41494 or equivalent standard
Construction	Welded or CKD (Knockdown)
Front Door	Lockable front toughened Glass Door / Perforated / Split Dual
Rear Door	Lockable Rear Door / Perforated / Split Dual
Side Panel	Vented with slam latches and lock provision.
Wheel	Castor Wheels (Breaks - without Breaks)
Basic Frame	Mild Steel
Equipment Mounting	DIN Std 10mm sq slots
Mounting Angle	19" Mounting angle made of formed steel 2mm thickness
Standard Finish	Powder coated
Top and Bottom Cover	Welded to Frame or CKD, vented and cable entry provision
Standard Color	Grey, off white and black
Load Capacity	500-1200 Kg (Customized as per load capacity)

**FLOOR STANDING NETWORKING & SERVER RACKS
PART CODE & DIMENSIONS**

PART CODE	TOTAL HEIGHT IN MM (H)	USABLE HEIGHT (H)	TOTAL WIDTH IN MM (W)	USABLE WIDTH IN INCHES (W)	TOTAL DEPTH IN MM (D)	USABLE DEPTH IN MM (D)
DRT-SS-8010-24U	1166	24U	800	19"	1000	920
DRT-SS-8010-27U	1300	27U	800	19"	1000	920
DRT-SS-8010-32U	1525	32U	800	19"	1000	920
DRT-SS-8010-36U	1685	36U	800	19"	1000	920
DRT-SS-8010-42U	1960	42U	800	19"	1000	920
DRT-SS-8010-45U	2100	45U	800	19"	1000	920
DRT-SS-8010-48U	2220	48U	800	19"	1000	920



PRODUCT SUMMARY

DATARACK floor standing rack are specially designed for networking / server / audio video /data center and telecom applications. DATARACK are made of cold-rolled steel sheet and proceeded with Laser cutting, CNC bending, welding, and powder coated to meet industrial, ISO 9001-2015 and 14001-2015 standards. All product manufactured by DATARACK conforms to standards. DATARACK floor standing steel racks are in welded or CKD construction with 4 pillars. Top and bottom welded, ribbed, and provided with reinforced frames and supported by 6nos. of depth channels s for extra rigidity.

DATARACK Floor standing steel racks are having ventilated top and bottom cover with cut-out for cable access, Provision for Fans, and fan tray mounting. Front single or dual doors, glass/Vented/Plain/Perforated (Round/Convex) with single- or 3-point locks, Rear single/dual door with vented/perforated/plain with single- or 3-point locks. Side panels partially vented/plain. Racks with 4 nos. of heavy-duty caster wheels (2 with brake and 2 nos. without brake) / adjustable legs/plinth. Racks are available from 18U - 48U Variants with 600 & 800mm width and 600, 800, 1000 & 1200mm depth

Note:

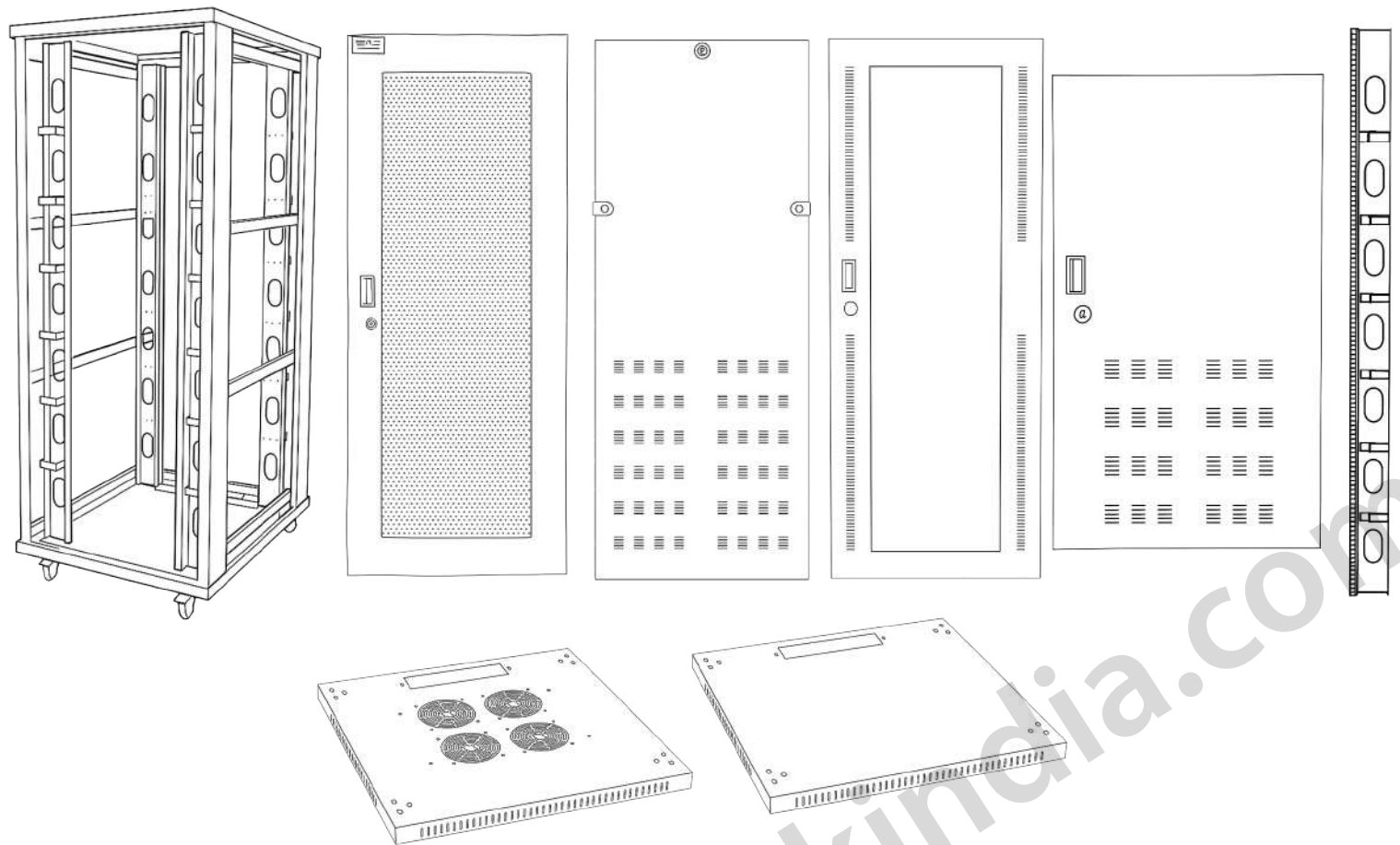
- We can make customized requirements and other models on request
- 1U = 44.45mm

PRODUCT FEATURES

- Conforms to DIN 41494 OR equivalent ISO Standards
- Adjustable 19" equipment mounting verticals provide better mounting flexibility and maximizes the usable mounting space
- Depth adjustable mounting slots
- Precision engineering capabilities and best efficient software configuration product technology provide the best product quality and fastest delivery in the industry
- Top and bottom Panel with ventilation and cable entry provision
- Provision to mount cooling fans on the top panel
- Powder coated finish
- 100% assured compatibility with all equipment conforming to DIN 41494 (General industrial standard for equipment)

OPTIONAL ACCESSORIES

- Cooling Fans
- Power Distribution Units
- 1U Cable Manager MS or PVC
- Cantilever Tray / Shelf Tray
- Mounting Hardware
- Stationery Shelf Tray
- Key Board Tray
- Earthing Kit
- Temperature sensor
- Support Angle
- Digital Lock
- Base Plinth
- Led Light
- Vertical Cable Manager



TECHNICAL SPECIFICATION

Rack Standard	Conform to DIN 41494 or equivalent standard
Construction	Welded or CKD (Knockdown)
Front Door	Lockable front toughened Glass Door / Perforated / Split Dual
Rear Door	Lockable Rear Door / Perforated / Split Dual
Side Panel	Vented with slam latches and lock provision.
Wheel	Castor Wheels (Breaks • without Breaks)
Basic Frame	Mild Steel
Equipment Mounting	DIN Std 10mm sq slots
Mounting Angle	19" Mounting angle made of formed steel 2mm thickness
Standard Finish	Powder coated
Top and Bottom Cover	Welded to Frame or CKD, vented and cable entry provision
Standard Color	Grey, off white and black
Load Capacity	500-1200 Kg (Customized as per load capacity)

FLOOR STANDING NETWORKING & SERVER RACKS PART CODE & DIMENSIONS

PART CODE	TOTAL HEIGHT IN MM (H)	USABLE HEIGHT (H)	TOTAL WIDTH IN MM (W)	USABLE WIDTH IN INCHES (W)	TOTAL DEPTH IN MM (D)	USABLE DEPTH IN MM (D)
DRT-SS-8080-24U	1166	24U	800	19"	800	720
DRT-SS-8080-27U	1300	27U	800	19"	800	720
DRT-SS-8080-32U	1525	32U	800	19"	800	720
DRT-SS-8080-36U	1685	36U	800	19"	800	720
DRT-SS-8080-42U	1960	42U	800	19"	800	720
DRT-SS-8080-45U	2100	45U	800	19"	800	720
DRT-SS-8080-48U	2220	48U	800	19"	800	720



PRODUCT SUMMARY

DATARACK floor standing rack are specially designed for networking / server / audio video /data center and telecom applications. DATARACK are made of cold-rolled steel sheet and proceeded with Laser cutting, CNC bending, welding, and powder coated to meet industrial, ISO 9001-2015 and 14001-2015 standards. All product manufactured by DATARACK conforms to standards. DATARACK floor standing steel racks are in welded or CKD construction with 4 pillars. Top and bottom welded, ribbed, and provided with reinforced frames and supported by 6nos. of depth channels s for extra rigidity.

DATARACK Floor standing steel racks are having ventilated top and bottom cover with cut-out for cable access. Provision for Fans, and fan tray mounting. Front single or dual doors, glass/Vented/Plain/Perforated (Round/Convex) with single- or 3-point locks, Rear single/dual door with vented/perforated/plain with single- or 3-point locks. Side panels partially vented/plain. Racks with 4 nos. of heavy-duty caster wheels (2 with brake and 2 nos. without brake) / adjustable legs/plinth. Racks are available from 18U - 48U Variants with 600 & 800mm width and 600, 800, 1000 & 1200mm depth

Note:

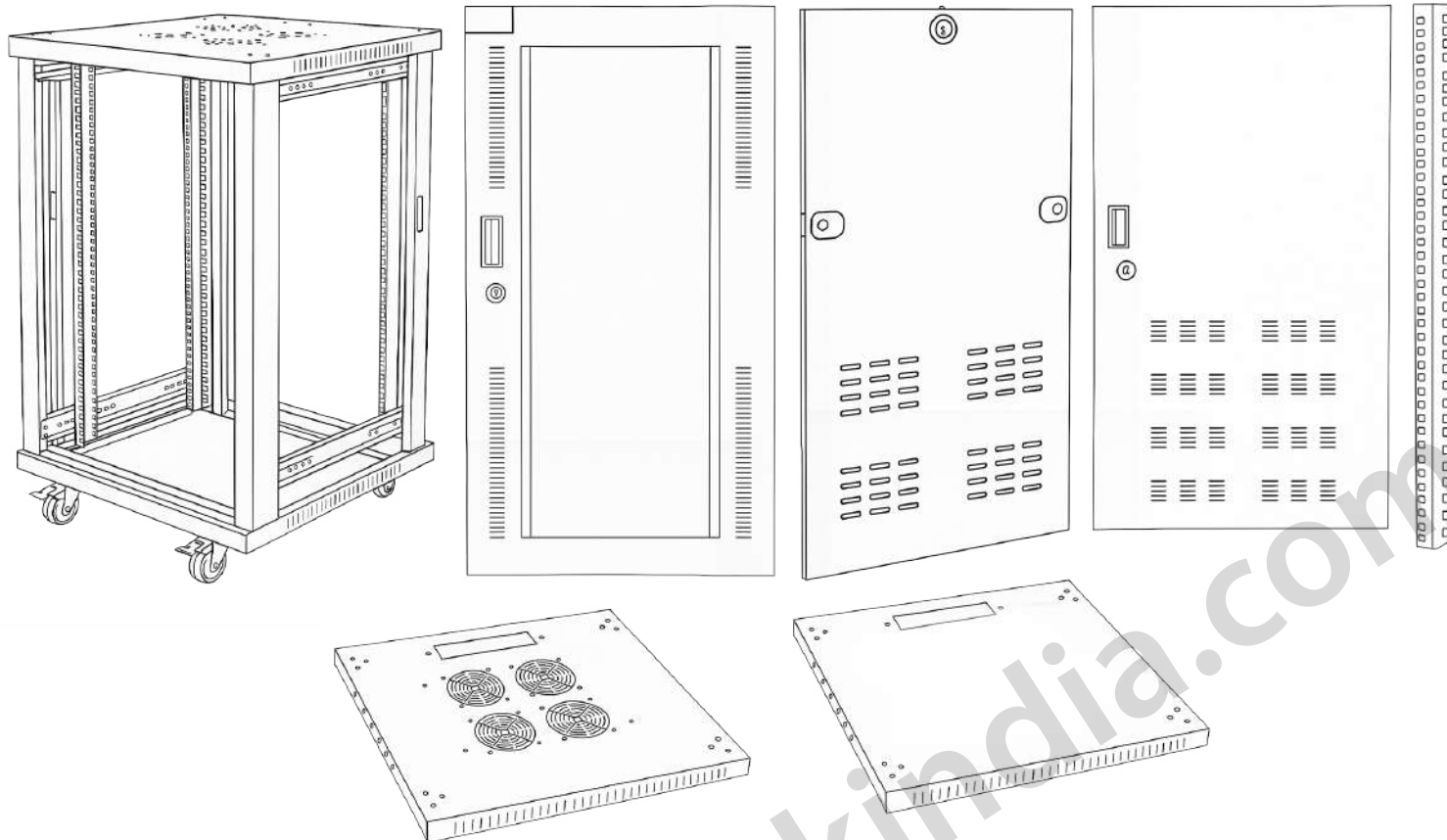
- We can make customized requirements and other models on request
- 1U = 44.45mm

PRODUCT FEATURES

- Conforms to DIN 41494 OR equivalent ISO Standards
- Adjustable 19" equipment mounting verticals provide better mounting flexibility and maximizes the usable mounting space
- Depth adjustable mounting slots
- Precision engineering capabilities and best efficient software configuration product technology provide the best product quality and fastest delivery in the industry
- Top and bottom Panel with ventilation and cable entry provision
- Provision to mount cooling fans on the top panel
- Powder coated finish
- 100% assured compatibility with all equipment conforming to DIN 41494 (General industrial standard for equipment)

OPTIONAL ACCESSORIES

- Cooling Fans
- Power Distribution Units
- 1U Cable Manager MS or PVC
- Cantilever Tray / Shelf Tray
- Mounting Hardware
- Stationery Shelf Tray
- Key Board Tray
- Earthing Kit
- Temperature sensor
- Support Angle
- Digital Lock
- Base Plinth
- Led Light
- Vertical Cable Manager



TECHNICAL SPECIFICATION

Rack Standard	Conform to DIN 41494 or equivalent standard
Construction	Welded or CKD (Knockdown)
Front Door	Lockable front toughened Glass Door
Rear Door	Lockable Rear Door / Back Plate
Wheel	Castor Wheels (Breaks - without Breaks)
Basic Frame	Mild Steel
Equipment Mounting	DIN Std 10mm sq slots
Mounting Angle	19" Mounting angle made of formed steel
Standard Finish	Powder coated
Top and Bottom Cover	Welded to Frame or CKD, vented and cable entry provision
Standard Color	Grey, off white and black
Load Capacity	45-100 Kg (Customized as per load capacity)

MINI FLOOR STANDING STEEL SERIES PART CODE & DIMENSIONS

PART CODE	TOTAL HEIGHT IN MM (H)	USABLE HEIGHT (H)	TOTAL WIDTH IN MM (W)	USABLE WIDTH IN INCHES (W)	TOTAL DEPTH IN MM (D)	USABLE DEPTH IN MM (D)
DRT-MFS-5560-9U	450	9U	550	19"	600	550
DRT-MFS-5560-12U	590	12U	550	19"	600	550
DRT-MFS-5560-15U	730	15U	550	19"	600	550
DRT-MFS-6060-17U	850	17U	600	19"	600	550
DRT-MFS-5550-9U	450	9U	550	19"	500	450
DRT-MFS-5550-12U	590	12U	550	19"	500	450
DRT-MFS-5550-15U	730	15U	550	19"	500	450
DRT-MFS-5540-9U	450	9U	550	19"	400	350
DRT-MFS-5540-12U	590	12U	550	19"	400	350
DRT-MFS-5540-15U	730	15U	550	19"	400	350